


RENOFIT: 6000LM CIRCULAIR

IP40

CE  05 LM-79 LM-80




Our Renofit luminaire is specially designed as the perfect 1-to-1 replacement on Veko fluorescent luminaires; the profiles can simply remain in place.

Upgrade your space and enjoy the benefits of advanced LED lighting. The Renofit is easy to install and is energy efficient. This luminaire can be connected in profiles installed from 1995 onwards.

With its exceptional lumen per Watt ratio, the Renofit is well suited for renovation in industrial halls, distribution- or data centers. With the new luminaire you immediately comply with the NEN-EN 12464 standard. The ENEC and CE certification is retained. After installation, the warranty period on the entire system is extended by 5 years.

Together with the installation of the Renofit, you can also upgrade your light lines with our Veko decentralized emergency lighting. This way, you will have a modern and safe lighting system.

This fixture can replace the T5: 1x80W(6150Lm) and T8: 1x 58W(5000Lm) for LED. You retain the quality of Veko, but with today's technology!



CLEVER
SWIFT
SOLID

Renofit - ENV1_01/07/24

Technical information

Length	1529,5 mm
Output flux	6000Lm
Wattage	35,2 W
Voltage	220 - 240 V
Frequency	50 ÷ 60 Hz
Power factor	>0.95
Drivers	Osram
Operational temperature*	-20 °C to +35 °C
Weight	1,25 kg per piece, including profile and accessories
Application	Renovation
Installation height	6 - 22 m
Colour temperature	Natural white (4000K)
Colour Rendering Index (CRI)	>80
Lens options	Circulair
Cover material	PMMA
Material	Untreated aluminium
Colour	Untreated aluminium
Impact resistance	IK07
IP code	IP40
Options	Fixed
Warranty	L85B10, 5 years, Ta 35C
Expected life span	It is possible to reach 50.000 hours
BREEAM	Nee
NOC*NSF B1 (Ballproof)	Nee
Led energie savings compared to TL	T8 1x58W: 58%, T5 1x80W: 45%
Centralized emergency lighting	No
Decentralized emergency lighting	Yes

* Fixtures equipped with decentralized emergency lighting batteries have an operational temperature of +5 °C to +25 °C.

On the initial performance, a tolerance of ± 10% is applicable, according to IEC. Technical data subject to change.

CLEVER
SWIFT
SOLID

Renofit - ENV1.01/07/24

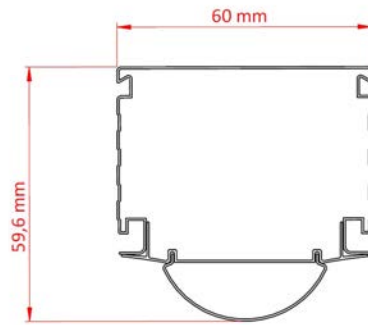
RENOFIT 6000 LM CIRCULAIR



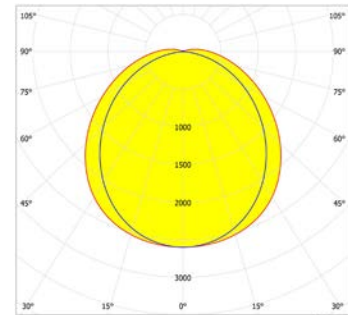
Luminaire



Dimensions



Polar diagram



Product code IP20-IP40	Length (mm)	Wattage (W)	Savings	Output flux (lm)	Lumen/Watt
LRFx-C352-07-840-01	1529,5	35,2W	T8 1x58W: 58% T5 1x80W: 45%	6000	171

On the initial performance, a tolerance of $\pm 10\%$ is applicable, according to IEC. Technical data subject to change.

**CLEVER
SWIFT
SOLID**

Renofit-ENV1_01/07/24